



The Initial Financial Indicators

(Premiums & Paid Claims)

***As on 30/4/2020 compared to 30/4/2019
for the Jordanian Insurance Market***

Prepared by

Research & Training Department

July 2020

Insurance Operations in Jordan from 1/1/2020 to 30/4/2020
Total Premiums & Paid Claims (Initial)*
For (24) Insurance Companies (JD)

Underwritten Premiums

30-Apr

Branch / Year	Year 2020	Change% 2019	Branch Share of Total Premiums	Year 2019
Marine Insurance**	5,906,888	8.0%-	2.9%	6,418,492
Fire Insurance	23,941,103	4.0%	11.8%	23,010,072
Motor Insurance	53,932,487	27.6%-	26.5%	74,521,226
Compulsory (TPL)	36,314,614	30.5%-	17.8%	52,275,111
Comprehensive	17,617,873	20.8%-	8.7%	22,246,115
Credit Insurance	171,944	42.6%-	0.1%	299,732
Liability Insurance	2,822,389	10.3%	1.4%	2,559,278
Other Insurances Branches	3,296,047	19.6%-	1.6%	4,101,233
Medical Insurance	81,414,054	3.4%-	40.0%	84,293,002
Total General Insurances	171,484,912	12.2%-	84.3%	195,203,035
Life Assurance	31,962,108	1.9%	15.7%	31,358,847
Total	203,447,020	10.2%-	100%	226,561,882

Paid Claims

30-Apr

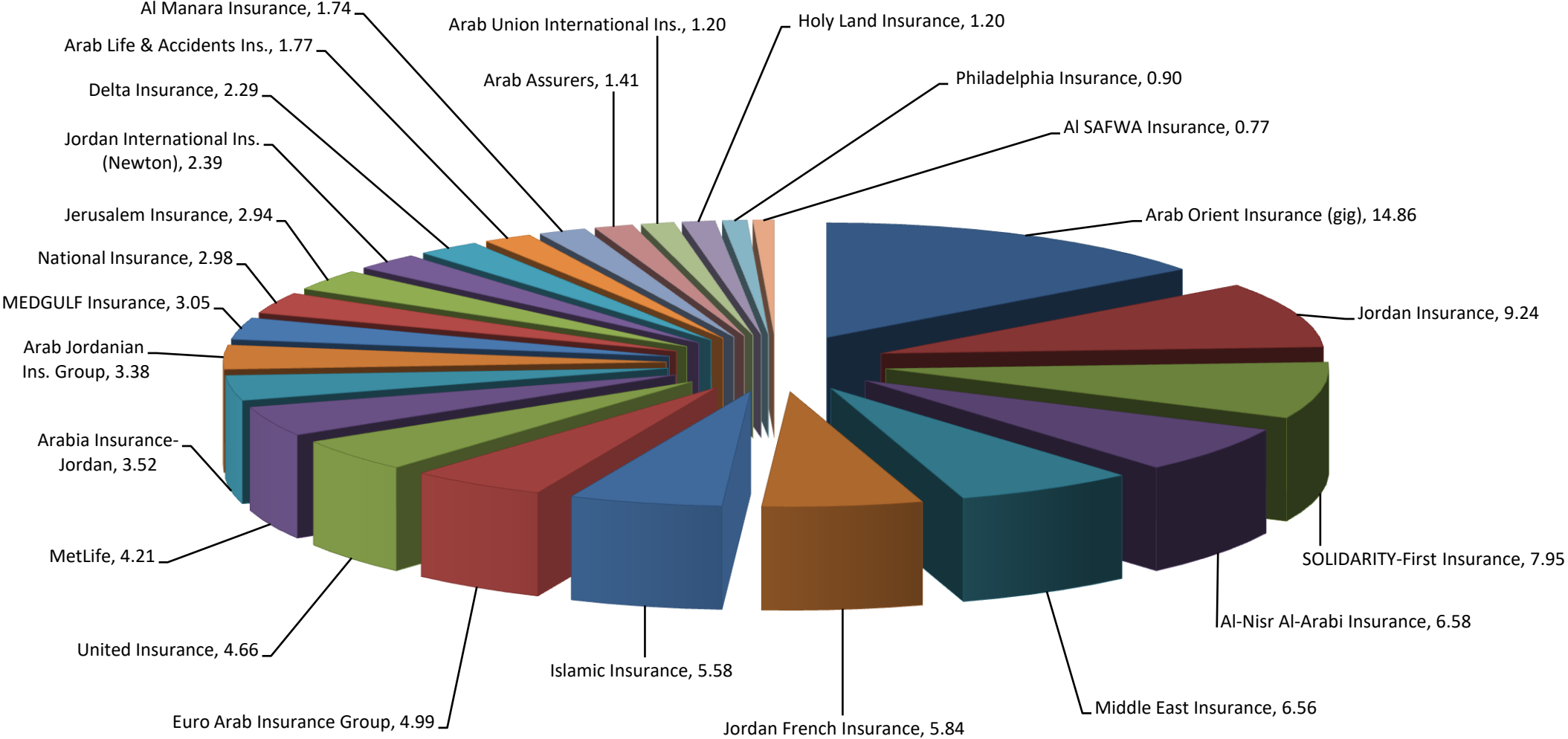
Branch / Year	Year 2020	Change% 2019	Branch Share of Total Paid Claims	Year 2019
Marine Insurance*	721,834	74.9%-	0.6%	2,872,927
Fire Insurance	8,472,562	38.2%	7.1%	6,132,574
Motor Insurance	52,393,328	35.0%-	43.9%	80,562,654
Compulsory (TPL)	38,147,047	34.4%-	31.9%	58,165,829
Comprehensive	14,246,281	36.4%-	11.9%	22,396,825
Credit Insurance	288,797	29.2%-	0.2%	407,753
Liability Insurance	184,048	66.8%	0.2%	110,314
Other Insurances Branches	221,954	79.3%-	0.2%	1,070,622
Medical Insurance	48,533,294	12.8%-	40.6%	55,654,980
Total General Insurances	110,815,817	24.5%-	92.8%	146,811,824
Life Assurance	8,643,041	32.3%-	7.2%	12,769,924
Total	119,458,858	25.1%-	100%	159,581,748

* The source of these figures is the initial monthly tables of production and paid claims as on 30/4/2020.

* Insurance Companies have not paid aviation claims as on 30/4/2020.

** Marine insurance premiums on 30/4/2020 include aviation insurance with an amount of JD (119,999) and 4 insurance companies practice this type of insurance compared to JD (515,677) as on 30/4/2019.

Companies Share % in Gross Premiums as in 30/4/2020



Underwritten Premiums for 24 Insurance Companies as in 30/4/2020 compared with 30/4/2019 (Initial) Companies Share of All Classes as in 30/4/2020 (JD)

Tbl. 1-2

No.	Companies	Marine		Aviation		Marine + Aviation		Fire & Other Property Damages		Liability		Other Branches		Credit Insurance		Motor			
																Compulsory(Third Party Liability Insurance)		(Own Damages)Comprehensive	
		30/4/2020	30/4/2019	30/4/2020	30/4/2019	30/4/2020	30/4/2019	30/4/2020	30/4/2019	30/4/2020	30/4/2019	30/4/2020	30/4/2019	30/4/2020	30/4/2019	30/4/2020	30/4/2019	30/4/2020	30/4/2019
1	Jordan Insurance	423,950	494,395			423,950	494,395	4,602,252	4,599,997	206,310	221,894	31,853	23,807			1,644,563	2,482,704	2,335,387	2,749,169
2	Middle East Insurance	1,837,467	1,652,036	75,400	51,883	1,912,867	1,703,919	3,411,920	3,534,490	268,615	359,859	17,853	28,440	0	0	1,670,404	2,430,231	1,270,395	1,601,762
3	National Insurance	177,084	243,436			177,084	243,436	1,458,849	775,396	23,351	25,139					1,576,071	2,386,791	712,613	1,039,403
4	United Insurance	103,233	118,350			103,233	118,350	1,073,445	1,177,395	96,992	206,109	12,021	39,080			1,646,556	2,545,673	662,173	897,517
5	Al Manara Insurance	22,730	18,517			22,730	18,517	671,484	742,281	423,331	139,029	27,065	36,473			1,499,673	2,090,142	520,673	391,758
6	Arabia Insurance-Jordan	102,735	130,889			102,735	130,889	1,108,822	614,298	84,014	81,408	72,801	113,049	47,937	98,156	1,722,407	2,645,641	938,595	1,229,950
7	Jerusalem Insurance	303,009	262,825			303,009	262,825	977,046	628,036	99,126	107,971	2,820	22,018			1,584,478	2,538,901	961,895	1,353,775
8	Al-Nisr Al-Arabi Insurance	105,493	111,062			105,493	111,062	1,346,020	1,179,027	395,422	187,008	32,694	67,814						
9	Jordan French Insurance	589,304	384,631	75,285	367,132	514,019	751,763	632,004	743,598	75,947	56,579	1,303	64,010	101,243	168,006	1,487,883	2,285,104	1,143,351	1,124,730
10	Arab Union International Ins.	6,898	8,491			6,898	8,491	35,339	1,459	6,617	1,004	29,630	56,825			1,427,988	2,188,112	619,668	263,545
11	Delta Insurance	194,856	201,641			194,856	201,641	709,709	1,115,133	82,300	130,780	217,746	32,344	17,195	28,855	1,932,558	2,335,427	818,650	975,212
12	Al SAFWA Insurance**	171	4,612			171	4,612	38,597	35,771	9,373	3,745	5,577	3,987			1,113,128	1,726,265	289,855	562,355
13	Holy Land Insurance	4,389	1,719			4,389	1,719	39,080	86,153	8,418	3,072					2,197,795	3,361,398	199,288	168,083
14	Arab Life & Accidents Ins.	54,527	63,133			54,527	63,133	255,973	437,782	37,394	59,810	31,487	32,493			1,655,297	2,792,466	872,989	1,338,038
15	Philadelphia Insurance	5,215	1,654			5,215	1,654	9,866	31,295	885	2,480	1,458	1,499			1,505,735	1,876,508	97,134	257,044
16	MetLife					0	0					737,354	740,124						
17	Jordan International Ins. (Newton)	266,474	451,046	145,998	86,308	412,472	537,354	233,629	768,106	151,547	118,073								
18	Euro Arab Insurance Group	232,881	195,591			232,881	195,591	482,873	464,202	210,644	259,170	87,119	38,224			2,251,567	2,912,615	1,078,154	1,364,428
19	Islamic Insurance	185,641	223,174			185,641	223,174	749,618	801,253			683,552	541,145			1,605,198	2,360,146	485,531	618,448
20	Arab Assurers	10,931	27,233			10,931	27,233	196,556	226,139	17,366	19,965	12,580	31,979	5,569	4,715	1,788,038	2,637,328	365,170	639,033
21	Arab Jordanian Ins. Group	127,234	101,794			127,234	101,794	844,204	906,948			187,783	241,122			1,815,601	2,745,897	848,208	1,089,337
22	Arab Orient Insurance (gig)	589,888	594,517		10,354	589,888	604,871	2,114,991	2,093,983	352,719	372,426	1,325,131	1,681,225			1,908,433	2,598,213	1,530,889	2,010,221
23	MEDGULF Insurance	136,402	199,168			136,402	199,168	541,708	511,564	48,533	52,579	15,133	15,451			1,470,056	2,403,517	706,958	1,139,391
24	SOLIDARITY-First Insurance	306,377	412,901	26,114	0	280,263	412,901	2,407,118	1,535,766	223,485	151,178	198,579	290,124			2,811,185	2,932,032	1,160,297	1,432,916
	Total	5,786,889	5,902,815	119,999	515,677	5,906,888	6,418,492	23,941,103	23,010,072	2,822,389	2,559,278	3,296,047	4,101,233	171,944	299,732	36,314,614	52,275,111	17,617,873	22,246,115

* The source of these figures is the initial monthly tables of production and paid claims as in April,2020.

** The name of Jordan Emirates Insurance Company has been changed to Al-Safwa Insurance Company in 17/5/2018

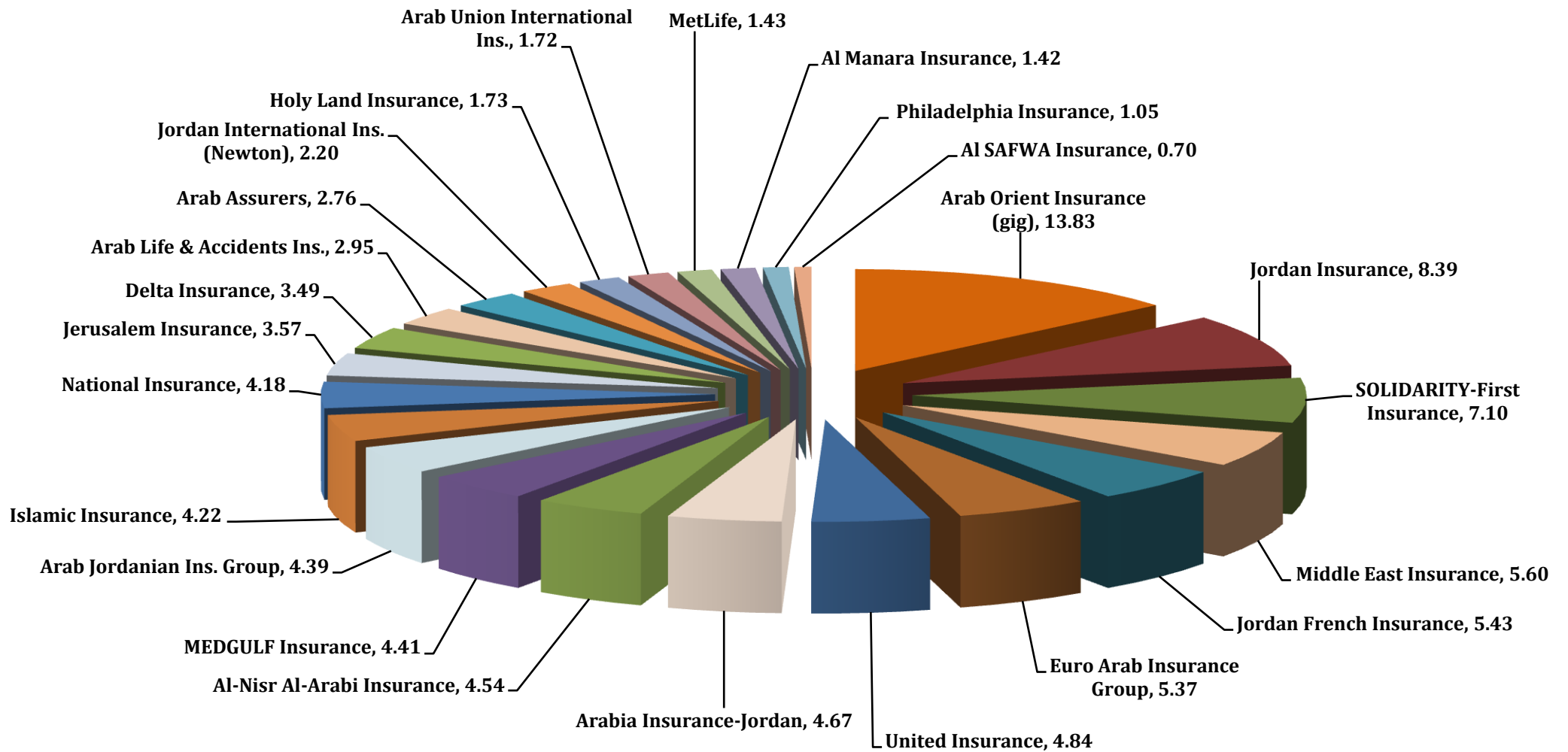
Underwritten Premiums for 24 Insurance Companies as in 30/4/2020 compared with 30/4/2019 (Initial) Companies Share of All Classes as in 30/4/2020 (JD)

Tbl. 2-2

No.	Companies	Total Motor		Medical		Non Life Insurances		Life		Gross Underwritten Premiums		Market's Share %	
		Compulsory (Third Party Liability Ins.) & Comprehensive (Own Damages)											
		30/4/2020	30/4/2019	30/4/2020	30/4/2019	30/4/2020	30/4/2019	30/4/2020	30/4/2019	30/4/2020	30/4/2019	30/4/2020	30/4/2019
1	Jordan Insurance	3,979,950	5,231,873	3,105,665	3,665,322	12,349,980	14,237,288	6,444,644	6,302,948	18,794,624	20,540,236	9.24	9.07
2	Middle East Insurance	2,940,799	4,031,993	2,666,554	2,917,732	11,218,608	12,576,433	2,133,650	1,729,898	13,352,258	14,306,331	6.56	6.31
3	National Insurance	2,288,684	3,426,194	1,940,167	1,683,982	5,888,135	6,154,147	175,304	179,843	6,063,439	6,333,990	2.98	2.80
4	United Insurance	2,308,729	3,443,190	5,751,088	6,655,043	9,345,508	11,639,167	127,907	241,327	9,473,415	11,880,494	4.66	5.24
5	Al Manara Insurance	2,020,346	2,481,900	375,942	332,674	3,540,898	3,750,874			3,540,898	3,750,874	1.74	1.66
6	Arabia Insurance-Jordan	2,661,002	3,875,591	1,957,616	1,635,416	6,034,927	6,548,807	1,128,929	807,200	7,163,856	7,356,007	3.52	3.25
7	Jerusalem Insurance	2,546,373	3,892,676	1,922,726	2,055,751	5,851,100	6,969,277	135,885	314,729	5,986,985	7,284,006	2.94	3.22
8	Al-Nisr Al-Arabi Insurance	0	0	4,265,986	6,272,745	6,145,615	7,817,656	7,237,861	6,955,987	13,383,476	14,773,643	6.58	6.52
9	Jordan French Insurance	2,631,234	3,409,834	7,480,493	4,266,512	11,436,243	9,460,302	448,527	608,747	11,884,770	10,069,049	5.84	4.44
10	Arab Union International Ins.	2,047,656	2,451,657	311,087	154,417	2,437,227	2,673,853			2,437,227	2,673,853	1.20	1.18
11	Delta Insurance	2,751,208	3,310,639	923,809	762,276	4,461,331	5,581,668	201,794	229,612	4,663,125	5,811,280	2.29	2.56
12	Al SAFWA Insurance	1,402,983	2,288,620	109,451	39	1,566,152	2,336,774			1,566,152	2,336,774	0.77	1.03
13	Holy Land Insurance	2,397,083	3,529,481			2,448,970	3,620,425			2,448,970	3,620,425	1.20	1.60
14	Arab Life & Accidents Ins.	2,528,286	4,130,504	618,213	675,482	3,525,880	5,399,204	67,376	304,885	3,593,256	5,704,089	1.77	2.52
15	Philadelphia Insurance	1,602,869	2,133,552	207,472	261,660	1,827,765	2,432,140			1,827,765	2,432,140	0.90	1.07
16	MetLife	0	0	1,863,676	1,790,096	2,601,030	2,530,220	5,965,512	6,350,930	8,566,542	8,881,150	4.21	3.92
17	Jordan International Ins. (Newton)	0	0	3,888,832	4,421,081	4,686,480	5,844,614	168,041	322,304	4,854,521	6,166,918	2.39	2.72
18	Euro Arab Insurance Group	3,329,721	4,277,043	5,131,448	5,722,886	9,474,686	10,957,116	670,078	724,678	10,144,764	11,681,794	4.99	5.16
19	Islamic Insurance	2,090,729	2,978,594	2,562,927	2,690,361	6,272,467	7,234,527	5,089,595	5,024,066	11,362,062	12,258,593	5.58	5.41
20	Arab Assurers	2,153,208	3,276,361	470,251	422,819	2,866,461	4,009,211			2,866,461	4,009,211	1.41	1.77
21	Arab Jordanian Ins. Group	2,663,809	3,835,234	2,854,977	2,180,783	6,678,007	7,265,881	199,801	48,029	6,877,808	7,313,910	3.38	3.23
22	Arab Orient Insurance (gig)	3,439,322	4,608,434	22,403,598	25,501,455	30,225,649	34,862,394			30,225,649	34,862,394	14.86	15.39
23	MEDGULF Insurance	2,177,014	3,542,908	3,282,729	2,558,166	6,201,519	6,879,836			6,201,519	6,879,836	3.05	3.04
24	SOLIDARITY-First Insurance	3,971,482	4,364,948	7,319,347	7,666,304	14,400,274	14,421,221	1,767,204	1,213,664	16,167,478	15,634,885	7.95	6.90
	Total	53,932,487	74,521,226	81,414,054	84,293,002	171,484,912	195,203,035	31,962,108	31,358,847	203,447,020	226,561,882	100	100

* General Insurances numbers include the Personal Accident Insurance branch.

Companies Share % in Paid Claim as in 30/4/2020



Paid Claims for 24 Insurance Companies as in 30/4/2020 compared with 30/4/2019 (Initial) Companies Share of All Classes as in 30/4/2020 (JD)

Tbl. 1-2

No.	Companies	Marine		Aviation		Marine + Aviation		Fire & Other Property Damages		Liability		Other Branches		Credit Insurance		Motor				
																Compulsory(Third Party Liability Insurance)		Comprehensive (Own Damages)		
		30/4/2020	30/4/2019	30/4/2020	30/4/2019	30/4/2020	30/4/2019	30/4/2020	30/4/2019	30/4/2020	30/4/2019	30/4/2020	30/4/2019	30/4/2020	30/4/2019	30/4/2020	30/4/2019	30/4/2020	30/4/2019	
1	Jordan Insurance	30,528	137,772			30,528	137,772	320,392	639,877	28,586	47,087	20,719					2,327,792	3,154,621	1,130,288	1,852,361
2	Middle East Insurance	13,411	1,839,405			13,411	1,839,405	2,056,215	726,446	4,224	5,900	8,541	15,061				1,934,321	2,863,858	1,033,956	2,089,813
3	National Insurance	75,025	62,785			75,025	62,785	195,011	406,159	7,534							2,156,396	3,049,308	557,213	1,657,378
4	United Insurance	4,432	18,896			4,432	18,896	264,430	743,370	2,486	594	899	2,889				1,951,526	2,816,485	399,756	932,447
5	Al Manara Insurance		7,345			0	7,345	113,966	315,439				266	183			833,290	1,514,848	261,722	531,810
6	Arabia Insurance-Jordan	32,088	180,645			32,088	180,645	530,090	109,193	2,088	2,433	6,277	22,207	47,165	80,431		2,424,962	3,094,949	1,076,904	1,401,837
7	Jerusalem Insurance	15,630	170,406			15,630	170,406	31,714	388,178	1,554	14,070	6,091	9,603				2,061,654	3,350,538	667,202	915,639
8	Al-Nisr Al-Arabi Insurance	1,333	10,525			1,333	10,525	770,051	23,947	11,889	2,414	4,830	20,341				50	20,690		678
9	Jordan French Insurance	17,360	9,874			17,360	9,874	82,004	162,675	80	0	13,238	39,339	94,070	39,339		1,814,080	3,306,820	576,754	1,018,296
10	Arab Union International Ins.	856	5,089			856	5,089					9,496	2,694				1,474,887	2,319,462	464,601	591,079
11	Delta Insurance	11,558	29,103			11,558	29,103	181,286	132,551	103,439	8,799	2,203	2,785	113,022	243,269		2,039,286	2,737,084	810,912	543,231
12	Al SAFWA Insurance**	15,290				15,290	0	105		423	531						331,935	604,717	440,117	782,260
13	Holy Land Insurance					0	0	181,709	61,652								1,678,485	3,307,194	201,131	421,027
14	Arab Life & Accidents Ins.	6,578	208			6,578	208	10,069	233,268		1,500	781	13,009				2,051,780	2,511,804	721,983	1,205,915
15	Philadelphia Insurance					0	0	123,276	11,188				1,293				930,625	2,494,599	6,012	36,989
16	MetLife					0	0					1,843	18,684							
17	Jordan International Ins. (Newton)	10,464	134,380			10,464	134,380	249,813	164,073	2,950	1,450						48,045	21,716	8,196	25,648
18	Euro Arab Insurance Group	95,847	138,088			95,847	138,088	197,456	195,856	525	14,534	9,704					1,699,047	2,877,368	766,466	1,085,721
19	Islamic Insurance	3,201	44,009			3,201	44,009	1,296,381	458,399			13,464	38,990				1,726,372	3,235,420	332,578	645,844
20	Arab Assurers	121,384	14,667			121,384	14,667	274,746	20,304				2,200	34,540	44,714		1,974,622	2,808,385	610,581	1,369,843
21	Arab Jordanian Ins. Group	65,767	10,528			65,767	10,528	78,776	109,501				32,459	28,842			2,347,238	2,793,631	835,340	808,848
22	Arab Orient Insurance (gig)	151,105	4,354			151,105	4,354	1,293,424	557,623	13,678	14,413	62,268	804,862				2,355,864	3,815,032	1,744,324	2,172,563
23	MEDGULF Insurance	16,457	16,683			16,457	16,683	186,463	25,154	0	4,000	1,249	1,772				2,006,940	2,359,568	548,706	886,693
24	SOLIDARITY-First Insurance	33,520	38,165			33,520	38,165	35,185	647,721	5,117	6,598	21,503	37,457				1,977,850	3,107,732	1,051,539	1,420,905
	Total	721,834	2,872,927	0	0	721,834	2,872,927	8,472,562	6,132,574	184,048	110,314	221,954	1,070,622	288,797	407,753		38,147,047	58,165,829	14,246,281	22,396,825

* The source of these figures is the initial monthly tables of production and paid claims as in April,2020.

** The name of Jordan Emirates Insurance Company has been changed to Al-Safwa Insurance Company in 17/5/2018

**Paid Claims for 24 Insurance Companies as in 30/4/2020 compared with 30/4/2019 (Initial)
Companies Share of All Classes as in 30/4/2020 (JD)**

Tbl. 2-2

No.	Companies	Total Motor		Medical		Non Life Insurances		Life		Gross Paid Claims		Markets Share %	
		Compulsory (Third Party Liability Ins.) & Comprehensive (Own Damages)											
		30/4/2020	30/4/2019	30/4/2020	30/4/2019	30/4/2020	30/4/2019	30/4/2020	30/4/2019	30/4/2020	30/4/2019	30/4/2020	30/4/2019
1	Jordan Insurance	3,458,080	5,006,982	1,978,407	2,497,012	5,836,712	8,328,730	4,187,963	5,852,709	10,024,675	14,181,439	8.39	8.89
2	Middle East Insurance	2,968,277	4,953,671	1,226,992	1,499,673	6,277,660	9,040,156	411,496	1,696,594	6,689,156	10,736,750	5.60	6.73
3	National Insurance	2,713,609	4,706,686	1,960,630	1,904,665	4,951,809	7,080,295	41,745	39,898	4,993,554	7,120,193	4.18	4.46
4	United Insurance	2,351,282	3,748,932	3,077,066	3,178,308	5,700,595	7,692,989	85,848	227,412	5,786,443	7,920,401	4.84	4.96
5	Al Manara Insurance	1,095,012	2,046,658	490,384	328,522	1,699,628	2,698,147			1,699,628	2,698,147	1.42	1.69
6	Arabia Insurance-Jordan	3,501,866	4,496,786	785,404	1,253,416	4,904,978	6,145,111	679,649	728,326	5,584,627	6,873,437	4.67	4.31
7	Jerusalem Insurance	2,728,856	4,266,177	1,466,066	962,865	4,249,911	5,811,299	16,530	201,145	4,266,441	6,012,444	3.57	3.77
8	Al-Nisr Al-Arabi Insurance	50	21,368	4,187,447	6,533,108	4,975,600	6,611,703	452,731	951,839	5,428,331	7,563,542	4.54	4.74
9	Jordan French Insurance	2,390,834	4,325,116	3,605,867	3,579,372	6,203,453	8,155,715	278,681	429,114	6,482,134	8,584,829	5.43	5.38
10	Arab Union International Ins.	1,939,488	2,910,541	102,467	119,566	2,052,307	3,037,890			2,052,307	3,037,890	1.72	1.90
11	Delta Insurance	2,850,198	3,280,315	904,525	610,080	4,166,231	4,306,902	4,486	9,357	4,170,717	4,316,259	3.49	2.70
12	Al SAFWA Insurance	772,052	1,386,977	51,238	120,590	839,108	1,508,098			839,108	1,508,098	0.70	0.95
13	Holy Land Insurance	1,879,616	3,728,221			2,061,325	3,789,873			2,061,325	3,789,873	1.73	2.37
14	Arab Life & Accidents Ins.	2,773,763	3,717,719	675,116	477,586	3,466,307	4,443,290	54,437	243,179	3,520,744	4,686,469	2.95	2.94
15	Philadelphia Insurance	936,637	2,531,588	190,094	183,748	1,251,300	2,726,524			1,251,300	2,726,524	1.05	1.71
16	MetLife	0	0	928,840	1,134,038	930,683	1,152,722	775,872	271,750	1,706,555	1,424,472	1.43	0.89
17	Jordan International Ins. (Newton)	56,241	47,364	2,289,048	3,128,917	2,608,516	3,476,184	15,782	189,606	2,624,298	3,665,790	2.20	2.30
18	Euro Arab Insurance Group	2,465,513	3,963,089	3,419,052	3,439,445	6,192,402	7,746,707	226,880	488,101	6,419,282	8,234,808	5.37	5.16
19	Islamic Insurance	2,058,950	3,881,264	1,222,716	1,885,075	4,594,712	6,307,737	443,261	1,068,496	5,037,973	7,376,233	4.22	4.62
20	Arab Assurers	2,585,203	4,178,228	285,630	555,837	3,301,503	4,815,950			3,301,503	4,815,950	2.76	3.02
21	Arab Jordanian Ins. Group	3,182,578	3,602,479	1,843,642	1,537,269	5,203,222	5,288,619	41,081	89	5,244,303	5,288,708	4.39	3.31
22	Arab Orient Insurance (gig)	4,100,188	5,987,595	10,899,751	13,933,339	16,520,414	21,302,186			16,520,414	21,302,186	13.83	13.35
23	MEDGULF Insurance	2,555,646	3,246,261	2,509,121	1,779,118	5,268,936	5,072,988			5,268,936	5,072,988	4.41	3.18
24	SOLIDARITY-First Insurance	3,029,389	4,528,637	4,433,791	5,013,431	7,558,505	10,272,009	926,599	372,309	8,485,104	10,644,318	7.10	6.67
	Total	52,393,328	80,562,654	48,533,294	55,654,980	110,815,817	146,811,824	8,643,041	12,769,924	119,458,858	159,581,748	100	100

* General Insurances numbers include the Personal Accident Insurance branch.

Motor Underwritten Premiums for 21 Insurance Companies as in 30/4/2020 compared to 30/4/2019 *

NO.	Companies	Compulsory T.P.L //Jordanian Vehicles**		Compulsory T.P.L from Comprehensive		Total Jordanian Vehicles		Compulsory T.P.L Foreign Vehicles		Total Compulsory/T.P.L		Comprehensive (Own Damages)		Total Motors	
		30/4/2020	30/4/2019	30/4/2020	30/4/2019	30/4/2020	30/4/2019	30/4/2020	30/4/2019	30/4/2020	30/4/2019	30/4/2020	30/4/2019	30/4/2020	30/4/2019
1	Jordan Insurance	1,082,671	1,795,541	428,731	529,521	1,511,402	2,325,062	133,161	157,642	1,644,563	2,482,704	2,335,387	2,749,169	3,979,950	5,231,873
2	Middle East Insurance	1,131,211	1,846,190	402,037	407,195	1,533,248	2,253,385	137,157	176,846	1,670,405	2,430,231	1,270,395	1,601,762	2,940,800	4,031,993
3	National Insurance	1,128,412	1,862,033	296,298	372,678	1,424,710	2,234,711	151,361	152,080	1,576,071	2,386,791	712,613	1,039,403	2,288,684	3,426,194
4	United Insurance	1,130,392	1,872,272	261,101	346,084	1,391,493	2,218,356	255,064	327,317	1,646,557	2,545,673	662,173	897,517	2,308,730	3,443,190
5	AL Manara Insurance	1,115,860	1,671,216	268,660	282,025	1,384,520	1,953,241	115,154	136,901	1,499,674	2,090,142	520,673	391,758	2,020,347	2,481,900
6	Arabia Insurance-Jordan	1,110,133	1,885,510	348,808	436,977	1,458,941	2,322,487	263,466	323,154	1,722,407	2,645,641	938,595	1,229,950	2,661,002	3,875,591
7	Jerusalem Insurance	1,113,612	1,869,004	346,094	521,613	1,459,706	2,390,617	124,771	148,284	1,584,477	2,538,901	961,895	1,353,775	2,546,372	3,892,676
8	AL-Nisr Al-Arabi Insurance ***					0	0			0	0			0	0
9	Jordan French Insurance	969,627	1,660,519	487,252	463,057	1,456,879	2,123,576	31,004	161,528	1,487,883	2,285,104	1,143,351	1,124,730	2,631,234	3,409,834
10	Arab Union International Ins.	1,117,672	1,850,369	175,158	178,694	1,292,830	2,029,063	135,158	159,049	1,427,988	2,188,112	619,668	263,545	2,047,656	2,451,657
11	Delta Insurance	1,343,355	1,711,018	281,471	319,712	1,624,826	2,030,730	307,732	304,697	1,932,558	2,335,427	818,650	975,212	2,751,208	3,310,639
12	Al SAFWA Insurance	907,581	1,466,766	90,542	131,187	998,123	1,597,953	115,005	128,312	1,113,128	1,726,265	289,855	562,355	1,402,983	2,288,620
13	Holy Land Insurance	1,070,989	1,609,759	998,675	1,620,051	2,069,664	3,229,810	128,131	131,588	2,197,795	3,361,398	199,288	168,083	2,397,083	3,529,481
14	Arab Life & Accidents Ins.	1,097,025	1,882,522	334,928	630,854	1,431,953	2,513,376	223,344	279,090	1,655,297	2,792,466	872,989	1,338,038	2,528,286	4,130,504
15	Philadelphia Insurance	1,192,798	1,538,257	42,184	89,201	1,234,982	1,627,458	270,753	249,050	1,505,735	1,876,508	97,134	257,044	1,602,869	2,133,552
16	Jordan International Ins. (Newton) ***					0	0			0	0			0	0
17	Euro Arab Insurance Group	1,330,610	1,959,200	560,628	640,340	1,891,238	2,599,540	360,329	313,075	2,251,567	2,912,615	1,078,154	1,364,428	3,329,721	4,277,043
18	Islamic Insurance	1,182,777	1,836,944	278,713	345,498	1,461,490	2,182,442	143,708	177,704	1,605,198	2,360,146	485,531	618,448	2,090,729	2,978,594
19	Arab Assurers	1,250,132	1,886,290	396,432	616,570	1,646,564	2,502,860	141,474	134,468	1,788,038	2,637,328	365,170	639,033	2,153,208	3,276,361
20	Arab Jordanian Ins. Group	1,102,152	1,832,899	598,345	766,786	1,700,497	2,599,685	115,103	146,212	1,815,600	2,745,897	848,208	1,089,337	2,663,808	3,835,234
21	Arab Orient Insurance gig	1,225,454	1,717,445	423,202	616,875	1,648,656	2,334,320	259,776	263,893	1,908,432	2,598,213	1,530,889	2,010,221	3,439,321	4,608,434
22	MEDGULF Insurance	1,054,345	1,748,341	289,213	500,036	1,343,558	2,248,377	126,498	155,140	1,470,056	2,403,517	706,958	1,139,391	2,177,014	3,542,908
23	SOLIDARITY-First Insurance	1,902,895	1,899,460	598,788	724,371	2,501,683	2,623,831	309,502	308,201	2,811,185	2,932,032	1,160,297	1,432,916	3,971,482	4,364,948
	Total	24,559,703	37,401,555	7,907,260	10,539,325	32,466,963	47,940,880	3,847,651	4,334,231	36,314,614	52,275,111	17,617,873	22,246,115	53,932,487	74,521,226

* Source: Monthly tables (Production & Claims) of (23) insurance companies.

** The T.P.L Jordanian Vehicles include T.P.L Policies issued by the Unified Bureau and T.P.L Tenders Premiums and Orange Card Policies.

*** Insurance companies revoked voluntary their Motor Insurance license:

1- AL-Nisr Al-Arabi Insurance Co. since 1/1/2012.

2- Jordan International Insurance Co.(Newton) since 14/3/2012.

Motor Paid Claims for 23 Insurance Companies as in 30/4/2020 compared to 30/4/2019 *

NO.	Companies	Compulsory T.P.L /Jordanian Vehicles		Compulsory T.P.L from Comprehensive		Total Jordanian Vehicles		Compulsory T.P.L Foreign Vehicles		Total Compulsory/T.P.L		Comprehensive (Own Damages)		Total Motors	
		30/4/2020	30/4/2019	30/4/2020	30/4/2019	30/4/2020	30/4/2019	30/4/2020	30/4/2019	30/4/2020	30/4/2019	30/4/2020	30/4/2019	30/4/2020	30/4/2019
1	Jordan Insurance	1,810,548	2,223,127	460,151	730,547	2,270,699	2,953,674	57,093	200,947	2,327,792	3,154,621	1,130,288	1,852,361	3,458,080	5,006,982
2	Middle East Insurance	1,571,216	2,125,627	301,703	674,046	1,872,919	2,799,673	61,402	64,185	1,934,321	2,863,858	1,033,956	2,089,813	2,968,277	4,953,671
3	National Insurance	1,823,241	2,407,900	302,174	545,123	2,125,415	2,953,023	30,981	96,285	2,156,396	3,049,308	557,213	1,657,378	2,713,609	4,706,686
4	United Insurance	1,482,279	2,204,755	334,281	501,492	1,816,560	2,706,247	134,966	110,238	1,951,526	2,816,485	399,756	932,447	2,351,282	3,748,932
5	AL Manara Insurance	688,207	1,226,332	112,465	208,557	800,672	1,434,889	32,618	79,959	833,290	1,514,848	261,722	531,810	1,095,012	2,046,658
6	Arabia Insurance-Jordan	1,873,055	2,344,956	496,640	655,133	2,369,695	3,000,089	55,267	94,860	2,424,962	3,094,949	1,076,904	1,401,837	3,501,866	4,496,786
7	Jerusalem Insurance	1,293,759	2,178,895	719,224	1,058,139	2,012,983	3,237,034	48,671	113,504	2,061,654	3,350,538	667,202	915,639	2,728,856	4,266,177
8	AL-Nisr Al-Arabi Insurance **		19,034	50	972	50	20,006		684	50	20,690		678	50	21,368
9	Jordan French Insurance	1,441,798	2,678,392	281,250	502,348	1,723,048	3,180,740	91,032	126,080	1,814,080	3,306,820	576,754	1,018,296	2,390,834	4,325,116
10	Arab Union International Ins.	1,303,591	1,850,875	99,429	303,807	1,403,020	2,154,682	71,867	164,780	1,474,887	2,319,462	464,601	591,079	1,939,488	2,910,541
11	Delta Insurance	1,691,377	2,345,210	280,149	276,783	1,971,526	2,621,993	67,760	115,091	2,039,286	2,737,084	810,912	543,231	2,850,198	3,280,315
12	Al SAFWA Insurance	247,167	529,028	83,755	61,041	330,922	590,069	1,013	14,648	331,935	604,717	440,117	782,260	772,052	0
13	Holy Land Insurance	516,695	910,315	1,144,314	2,299,191	1,661,009	3,209,506	17,476	97,688	1,678,485	3,307,194	201,131	421,027	1,879,616	3,728,221
14	Arab Life & Accidents Ins.	1,553,788	1,768,099	442,066	638,411	1,995,854	2,406,510	55,926	105,294	2,051,780	2,511,804	721,983	1,205,915	2,773,763	3,717,719
15	Philadelphia Insurance	608,128	1,752,579	288,664	645,022	896,792	2,397,601	33,833	96,998	930,625	2,494,599	6,012	36,989	936,637	2,531,588
16	Jordan International Ins. (Newton) **	48,045	21,716			48,045	21,716			48,045	21,716	8,196	25,648	56,241	47,364
17	Euro Arab Insurance Group	1,231,614	1,913,627	431,555	838,402	1,663,169	2,752,029	35,878	125,339	1,699,047	2,877,368	766,466	1,085,721	2,465,513	3,963,089
18	Islamic Insurance	1,438,765	2,746,740	189,902	369,311	1,628,667	3,116,051	97,705	119,369	1,726,372	3,235,420	332,578	645,844	2,058,950	3,881,264
19	Arab Assurers	1,105,886	1,391,124	868,736	1,417,261	1,974,622	2,808,385			1,974,622	2,808,385	610,581	1,369,843	2,585,203	4,178,228
20	Arab Jordanian Ins. Group	1,516,168	1,981,060	772,383	703,038	2,288,551	2,684,098	58,687	109,533	2,347,238	2,793,631	835,340	808,848	3,182,578	3,602,479
21	Arab Orient Insurance gig	1,512,305	2,480,300	744,591	1,230,468	2,256,896	3,710,768	98,968	104,264	2,355,864	3,815,032	1,744,324	2,172,563	4,100,188	5,987,595
22	MEDGULF Insurance	1,670,652	1,965,939	286,542	345,979	1,957,194	2,311,918	49,746	47,650	2,006,940	2,359,568	548,706	886,693	2,555,646	3,246,261
23	SOLIDARITY-First Insurance	1,367,692	2,405,570	510,703	577,132	1,878,395	2,982,702	99,455	125,030	1,977,850	3,107,732	1,051,539	1,420,905	3,029,389	4,528,637
	Total	27,795,976	41,471,200	9,150,727	14,582,203	36,946,703	56,053,403	1,200,344	2,112,426	38,147,047	58,165,829	14,246,281	22,396,825	52,393,328	79,175,677

* Source: Monthly tables (Production & Claims) of (23) insurance companies.

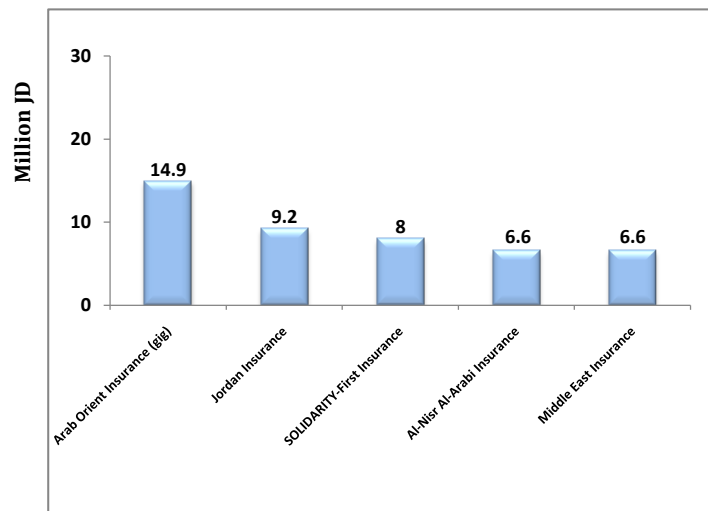
** Insurance companies revoked voluntary their Motor Insurance license:

1- AL-Nisr Al-Arabi Insurance Co. since 1/1/2012.

2- Jordan International Insurance Co.(Newton) since 14/3/2012.

The share % of the top five companies in underwritten premiums and paid claims as in 30/4/2020

The top five companies' share of underwritten premiums as in 30/4/2020



The top five companies' share of paid claims as in 30/4/2020

